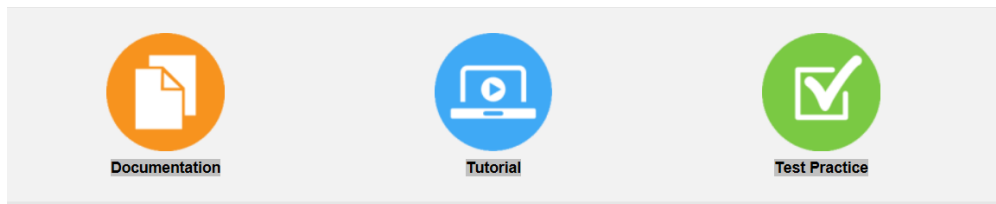


Getting Ready to Take the E



<http://www.gaexperienceonline.com/>

EOG



Step 1: Visit the website above and click on the Green circle for test practice.

Step 2: Select End-of-Grade (EOG) by clicking on the white text under the Green Box.

Step 3: Click on “EOG Test Practice” then “Standard Online Tools” and then “Grades 6-8”.








Step 4: Sign into the EOG using the generic username and password provided on the screen.

Step 5: After signing in... Verify your name on the top of the screen, the test name, and the test session.

*** Please note the test practice will say “Welcome Training Student” instead of your name. ***

Step 6: Read the directions on the next several screens and press NEXT to advance.

*** There are several important testing tools in this section that you should be familiar with ***

	Pointer: Use the pointer tool to choose an answer.
	Cross-Off: Use the cross-off tool to mark answers that you believe are NOT correct.
	Highlighter: Use the highlighter tool to highlight important information within a test question.
	Sticky note: Use the sticky note to take notes within a test question and/or passage.
	Magnifier: Use the magnifier tool to enlarge the information on the screen.
	Line Guide: Use the line guide tool to help you track a single line of text as you are reading.
	Calculators: There is a basic calculator and a scientific calculator
	References: Use the references tool to view reference material like a formula sheet and periodic table.

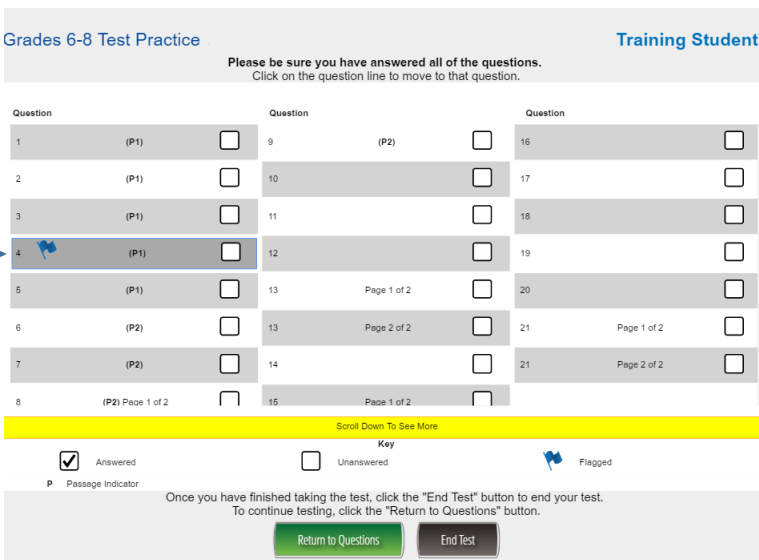
Step 7: We are finally ready to begin the practice test. Click on the



Things to Practice:

- ✓ In Question #4: Practice flagging a question.
- ✓ In Question #5: Practice clicking on the [Writer's Checklist](#) to see a checklist of BIG hints.
[Enlarge](#)
- ✓ In Question #6: Practice highlighting the sentence "The rock just looked so much...smaller."
Hint: click on the right side of the book to advance to the next page or the left side to return to the previous page.
- ✓ In Question #10: Practice marking off incorrect solutions.
- ✓ In Question #13: Click on the calculator and use it to solve for a correct solution.
- ✓ In Question #14: Practice selecting more than one correct response.

Step 8: After answering the last question, you will see this screen. Questions that have check marks in the box indicate completed questions. You will also notice the flagged question. Click on the flag and it will return you to that question.



Grades 6-8 Test Practice Training Student

Please be sure you have answered all of the questions.
Click on the question line to move to that question.

Question	Question	Question
1 (P1) <input type="checkbox"/>	9 (P2) <input type="checkbox"/>	16 <input type="checkbox"/>
2 (P1) <input type="checkbox"/>	10 <input type="checkbox"/>	17 <input type="checkbox"/>
3 (P1) <input type="checkbox"/>	11 <input type="checkbox"/>	18 <input type="checkbox"/>
4 (P1) <input checked="" type="checkbox"/>	12 <input type="checkbox"/>	19 <input type="checkbox"/>
5 (P1) <input type="checkbox"/>	13 Page 1 of 2 <input type="checkbox"/>	20 <input type="checkbox"/>
6 (P2) <input type="checkbox"/>	13 Page 2 of 2 <input type="checkbox"/>	21 Page 1 of 2 <input type="checkbox"/>
7 (P2) <input type="checkbox"/>	14 <input type="checkbox"/>	21 Page 2 of 2 <input type="checkbox"/>
8 (P2) Page 1 of 2 <input type="checkbox"/>	15 Page 1 of 2 <input type="checkbox"/>	

Scroll Down To See More

Answered Unanswered Flagged

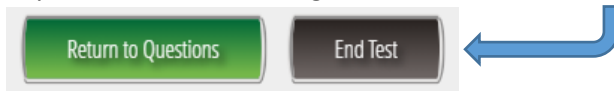
P Passage Indicator

Once you have finished taking the test, click the "End Test" button to end your test.
To continue testing, click the "Return to Questions" button.

[Return to Questions](#) [End Test](#)

Step 9: You can return to the summary screen at any time during the test by clicking on the [Review/End Test](#) button. [Pause](#) [Flagged](#)

Step 10: Once you have finished taking the test, click the "End Test" button to end your test.



Wrap up and review: If you have any questions about the test please write them here so that you can remember to ask them to the appropriate subject area teacher.